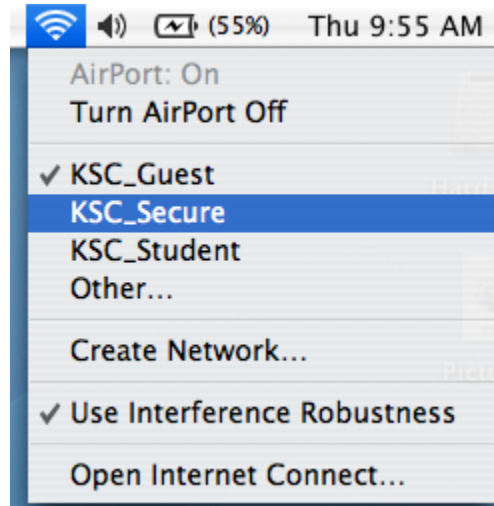
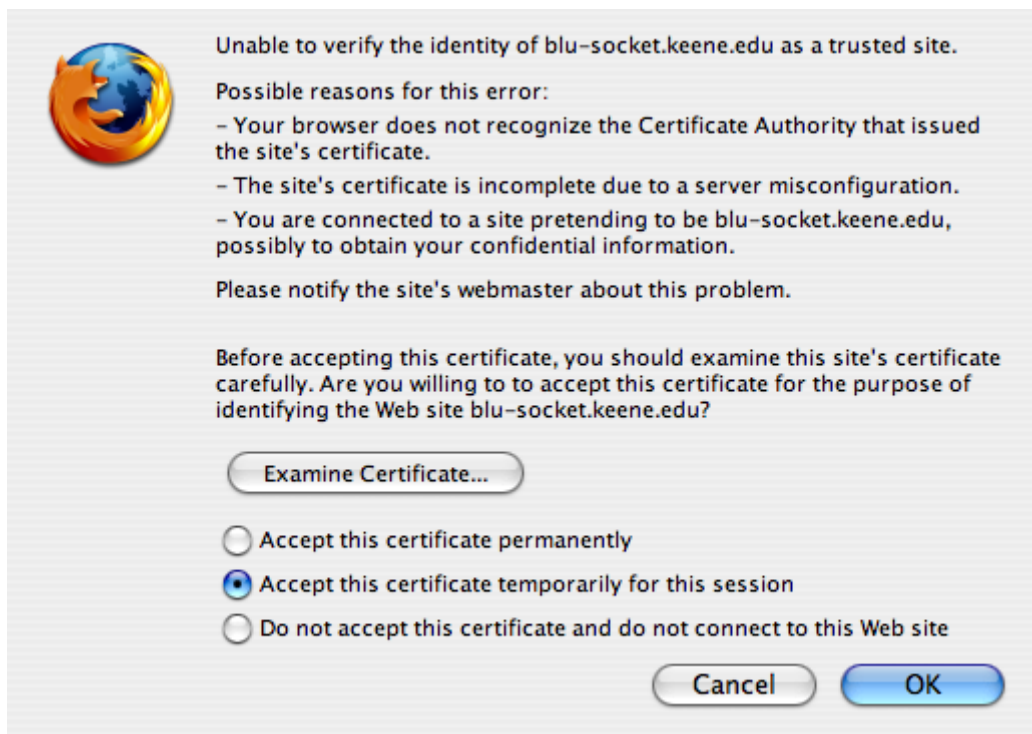


Connecting a Mac to the KSC_Guest Wireless Network

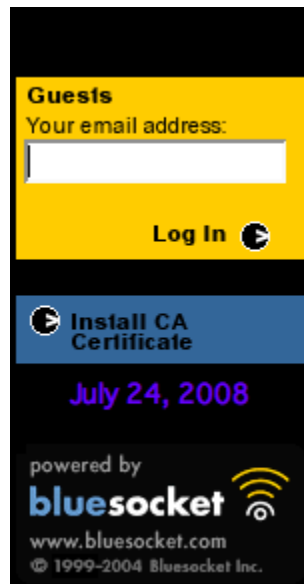
Click on the airport symbol in the upper right hand side of the screen and select KSC_Guest.



When you open your browser, you will get a notification regarding the certificate. Select 'Accept this certificate temporarily for this session' and click 'ok'



Your browser will automatically be redirected to a website requiring you to login with an email address. You should see this in the upper left of the browser screen.



After entering an email address and clicking 'Log In', you will be able to browse the web.

If you have any questions concerning this or any other technology issue, please contact the HelpDesk at 358-2532, email helpdesk@keene.edu or stop by our office on the 2nd floor of Elliot Hall.